

# *Thermacore*<sup>®</sup> COLLECTION



Premium insulated garage doors deliver maximum thermal efficiency and design flexibility.

**The Genuine. The Original.**



# BUILT BETTER FROM THE INSIDE OUT

**Thermacore® Collection** steel garage doors feature premium insulation construction and design which provides maximum thermal efficiency and reduced air infiltration for your garage space. This durable line of garage doors gives you many years of reliable operation while providing comfort and beauty to your home, even in extreme climates.



## Energy-Efficient Savings

Help **control costly heat loss and gain** with our unique **Thermacore® Construction**: Foamed-in-place, CFC-free polyurethane insulation sandwiched between two layers of corrosion resistant steel helps.



## Sleek and Durable

Enjoy a **clean, finished appearance inside** your garage with the **trusted strength** of the hot-dipped galvanized steel backing, complete with two coats of baked-on polyester paint.



## Climate Adaptive

Our **innovative design** helps your garage door **withstand the elements** with in-between section thermal seals that achieve an air infiltration rating as low as .08 cfm.





## Superior Seal

The bottom bulb-type weatherseal **guards your garage against** wind and rain and **provides a cushion** when closing for added door and floor longevity.



# SELECT YOUR DOOR

MODELS	5720	5740	5760
U-factor <sup>1</sup> 	0.20	0.15	0.10
R-value <sup>2</sup>	9.31	12.76	17.5
Door Thickness	1"	1.4"	2"
Steel Gauge	28 ga.	28 ga.	28 ga.
Wind Load Option		✓	✓
Panel Options	4	6	4
Available Colors	4	21	9
Warranty <sup>†</sup>	20-Year Limited	Limited Lifetime	Limited Lifetime

 Symbol indicates verified U-factor rating in accordance with the DASMA Thermal Performance Verification Program.

## Best Value

### in the Thermacore® Collection

**Model 5720** strikes the perfect balance of quality and affordability. Designed to be durable and long-lasting, this garage door enhances the appearance of your home while delivering exceptional value for years. It's the go-to choice for homeowners seeking a dependable solution without compromising on style.



## Most Popular

### for its Versatility

**Model 5740** offers a wide range of styles, colors, and window options, making it easy to customize the look of your home. Ideal for homeowners who want to protect their property while adding a personal touch, this model delivers both functionality and aesthetic appeal.



## Superior Option

### for Extreme Climates

**Model 5760** is built to withstand the toughest conditions. With a 2" door thickness, superior wind load capabilities, and one of the lowest U-factors in the industry, this garage door excels in extreme climates. Whether you're facing high winds or harsh winters, the Model 5760 ensures top-tier energy efficiency and hurricane-level protection, offering you peace of mind in even the most challenging environments.



Overhead Door™ Brand participates in the DASMA Thermal Performance Verification Program. The program verifies the thermal performance of sectional garage doors. The lower the U-factor rating, the better the thermal performance.

1 - U-factor is independently tested and verified per ANSI/DASMA 105 using solid doors and specific product sizes.

2 - Overhead Door Corporation uses a calculated door section R-value for our insulated doors.

† See full text of warranty for details.





*Model 5740 8' high, Microgroove panel, Dark Bronze finish, Narrow windows*




## Thermacore® Construction: Superior Insulation for Year-Round Comfort

**Model 5720** offers the **perfect balance of quality, affordability, and performance**. Designed to meet the needs of homeowners looking for a durable, energy-efficient solution, this door delivers exceptional value without compromising on quality or style. Whether you're upgrading your garage door or building a new home, Model 5720 sets the standard to complement your home's exterior while providing lasting benefits for years to come.

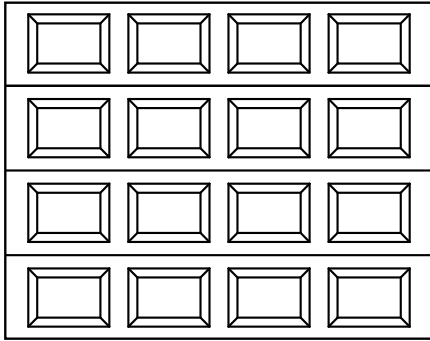
Model 5720 features **Thermacore® Construction**, a cutting-edge design that incorporates foamed-in-place, CFC-free polyurethane insulation between two layers of corrosion-resistant steel. This advanced insulation technology is specifically engineered to help **control costly heat loss and gain**, improving the energy efficiency of your garage and reducing heating and cooling costs. The added insulation also contributes to **a quieter garage**, reducing noise from outside and from the door's operation.

To further enhance performance, Model 5720 is equipped with a bulb-type bottom weatherseal that effectively **guards against wind, rain, and debris**. This seal not only helps keep your garage protected from the elements but also provides a cushion when the door closes, reducing wear and tear on both the door and the floor. This added protection helps **extend the lifespan of your door**, ensuring it stays functional and attractive for many years.

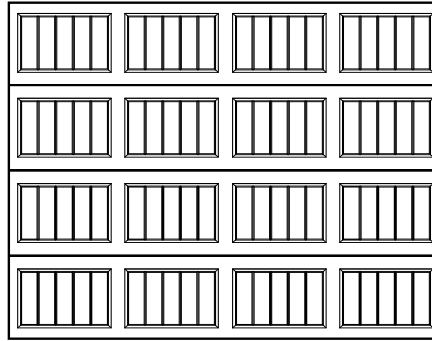


# Panels

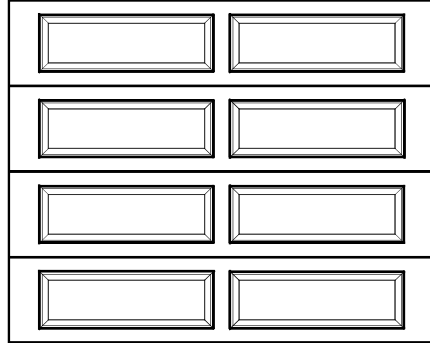
## Standard Panel



## Vertical Short



## Long Panel



## Flush Panel



Doors shown are 7' tall. The number of sections on 8' doors may vary.

# Colors

Painted finishes on embossed wood grain adds beauty, sophistication and durability.




White



Almond



Desert Tan



Sandstone

Actual colors may vary from brochure due to fluctuations in the printing process. Always request a color sample from your Distributor for accurate color matching before ordering your door.

# MODEL 5740: MOST POPULAR FOR ITS VERSATILITY

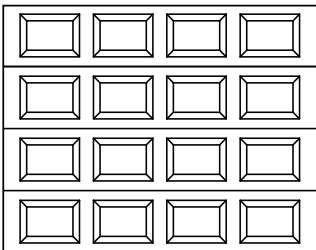


**Model 5740** is the ideal choice for homeowners who want a garage door that **offers both style flexibility and exceptional performance**. With an extensive range of panel designs and color options, this model allows you to choose the perfect door to **match your home's architecture and curb appeal**. Additionally, window options are available to add both natural light and beauty to your garage.


Model 5740 also introduces wind load options, making it an excellent choice for homeowners in areas subject to high winds or hurricane-force conditions. FBC (Florida Building Code) approval ensures that this door can **withstand extreme weather events**, providing added protection for your home and peace of mind during storm season.

## Panels

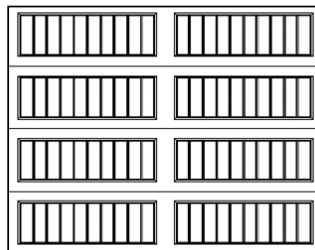
**Standard Panel**



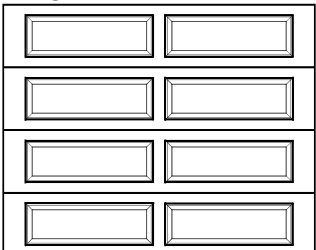
**Vertical Short**




**Vertical Long**



**Long Panel**



**Flush Panel**



**Microgroove**



Doors shown are 7' tall. The number of sections on 8' doors may vary.

# Colors

Painted finishes smooth, non-textured surface gives a modern look.



White




Almond




Desert Tan



Sandstone




Terra Bronze




Brown



Forest Green



Gray




Black


Modern Metallic Finishes



Silver



Dark Bronze




Black Frost

## Artisan Wood Grain® Plank Finishes

Stucco embossment creates an appealing pattern texture



Beachwood Plank




Cedar Plank



Carbon Oak Plank



Medium Oak Plank



Black Plank




White Plank

## Artisan Wood Grain® Bi-directional Finishes

Stucco embossment creates an appealing pattern texture



Western Cedar



Medium Oak



Carbon Oak

Actual colors may vary from brochure due to fluctuations in the printing process. Always request a color sample from your Distributor for accurate color matching before ordering your door.

# MODEL 5760: SUPERIOR OPTION FOR EXTREME CLIMATES




**Model 5760** is expertly designed to deliver **superior thermal performance and protection**, making it the perfect solution for homeowners facing extreme weather conditions.

**Advanced Insulation:** Featuring 2" thick Thermacore® construction, this door includes foamed-in-place, CFC-free polyurethane insulation between two layers of corrosion-resistant steel, effectively minimizing heat loss and gain.

**Enhanced Air Seals:** The in-between section thermal seals achieve an air infiltration rating as low as 0.08 cfm, dramatically reducing drafts and preventing unwanted outdoor air from entering your garage.

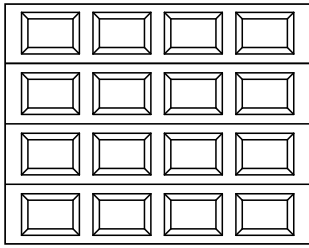
**Industry-Leading Energy Efficiency:** With a third-party verified U-factor of 0.10, the Model 5760 provides top-tier thermal performance, helping homeowners save on energy bills while keeping their garage comfortable year-round.

**Built for Tough Conditions:** Approved for Florida Building Code (FBC), the Model 5760 offers wind-load options that meet stringent standards for wind resistance. Engineered to provide hurricane-level protection, it ensures your garage remains secure and durable in the most extreme weather.

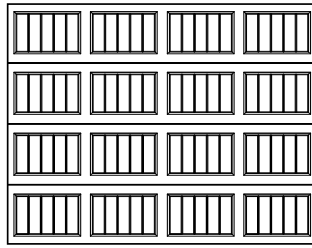


# Panels

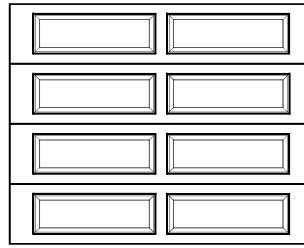
Standard Panel



Vertical Short



Long Panel



Flush Panel



Doors shown are 7' tall. The number of sections on 8' doors may vary.

# Colors

Painted finishes smooth, non-textured surface gives a modern look.



White



Almond



Desert Tan



Sandstone



Brown



Black

## Artisan Wood Grain® Bi-directional Finishes


Stucco embossment creates an appealing pattern texture



Western Cedar



Carbon Oak



Medium Oak

Actual colors may vary from brochure due to fluctuations in the printing process. Always request a color sample from your Distributor for accurate color matching before ordering your door.

## Window Styles

Available on **Standard, Flush and Vertical Short Panels**



Clear Short\*



Cathedral 1



Ruston 1



Sherwood 1



Winston 1



Ashton 1



Madison 1



Stockford 1



Waterton 1



Williamsburg 1 (8pc)



Cascade 1



Prairie 1\*



Stockton 1\*



Williamsburg 1 (4pc)

Available on **Long, Flush, Vertical Long and Vertical Short Panels**



Clear Long\*



Cascade 2



Sherwood 2



Stockford 2



Stockton 2 (6-Lite)\*



Stockton 2 (12-Lite)



Wyndbridge 2



Ashton 2



Prairie 2\*



Somerton 2



Stockbridge 2 (4-Lite)\*



Stockton 2 (8-Lite)\*



Waterton 2



Williamsburg 2 (4 pc)



Cathedral 2



Ruston 2



Stockbridge 2 (3-Lite)\*



Stockton 2 (4-Lite)\*



Stockton 2 (8-Lite Arch)



Williamsburg 2

\* Artisan Wood Grain® Bi-directional Finishes available with these windows only

# WINDOWS

## Window Styles

Carriage Style Window Trim. Available on **Model 5740, Standard and Flush Panels Only.**



Stockbridge



Stockton



Stockton Arch



Somerton



Wyndbridge Arch

Available on **Modern Metallic Finishes and Artisan Wood Grain® Plank Finishes only.**



Narrow




Double Narrow

Modern Metallic Finishes available with Clear Short, Clear Long, Narrow, and Double Narrow windows only.

## Optional Window Placement

### Vertical Window Option

(Left or right)



Flush panel, Clear Long Windows

### All Window Option

(Flush panel only)



Flush panel, Clear Long windows

### Vertical or Horizontal Option

(Left or right)



Microgroove panel, Double Narrow windows


Windows may be arranged vertically or horizontally on the Models 5740 and 5760. Windows must be Clear Short, Clear Long or Narrow. Windows placed in the bottom section of a door must have DSB 1/8", tempered, or 1/2" insulated glass.

## Choose a Glass Type

All windows come standard with double strength glass. In addition, the Thermacore® Collection offers an array of choices, including:



Clear



Obscure



Satin Etched



Gray Tint



Green Tint



Bronze Tint

Actual glass may vary from brochure photos due to fluctuations in the printing process. Check with your Overhead Door™ Distributor to view a glass sample.

# HARDWARE & OPENERS

## Decorative Hardware



Arrow



Aspen



Barcelona



Bean



Conifer



Fleur De Lis



Spear

## Openers

Complete your makeover by upgrading your garage door opener, remotes, keypad, and other accessories with Overhead Door™ Brand to keep your space safe, secure, and comfortable. With many design, speed, and sound options, your Overhead Door™ Distributor will help you choose the opener that best suits your door and preferences.



For maximum convenience, our wi-fi enabled openers are equipped with the **OHD Anywhere®** system that allows you to control and monitor your garage door from your smart device. Using the free app, homeowners can grant temporary or permanent remote access to up to 20 users, set parameters for the door to automatically close, get access history reports, and more



Be sure to ask about our complete line of Overhead Door® garage door openers. Powerful, quiet and durable, these garage door openers are designed for performance, safety and convenience. Your Overhead Door™ Distributor will help you choose the opener that best suits your door and preferences.

# QUICK REFERENCE GUIDE

		STANDARD			VERTICAL SHORT			VERTICAL LONG	LONG			FLUSH			MICRO-GROOVE
		5720	5740	5760	5720	5740	5760	5740	5720	5740	5760	5720	5740	5760	5740
Painted Finishes on Wood Grain Embossment	White	•	•	•	•	•	•	•	•	•	•	•	•	•	
	Almond	•	•	•	•	•	•	•	•	•	•	•	•	•	
	Desert Tan	•	•	•	•	•	•	•	•	•	•	•	•	•	
	Sandstone	•	•	•	•	•	•	•	•	•	•	•	•	•	
	Terra Bronze		•			•		•		•			•		
	Brown		•	•		•	•	•		•	•		•	•	
	Forest Green		•			•		•		•			•		
	Gray		•			•		•		•			•		
	Black		•	•		•	•	•		•	•		•	•	
	Modern Metallic Finishes on Smooth or Microgroove Embossment	Silver											•		•
Dark Bronze												•		•	
Black Frost												•		•	
Artisan Wood Grain® Finishes on Stucco Embossment	Beachwood Plank											•			
	Cedar Plank											•			
	Medium Oak Plank											•			
	Carbon Oak Plank											•			
	Black Plank											•			
	White Plank											•			
Artisan Wood Grain® on Stucco Embossment	Western Cedar		•	•		•	•	•		•	•				
	Carbon Oak		•	•		•	•	•		•	•				
	Medium Oak		•	•		•	•	•		•	•				



## It's Time for a Dream Makeover

Let us help you create the perfect look for your home with **DoorDreamer™**, a visualizer tool to get you started on making that dream a reality!



## Look for the Red Ribbon™

It's your guarantee that you're getting the best, from the brand that's been setting the standard for over a century.



Model 5740. Flush panel, Black Plank finish, Clear Long windows

## The Genuine. The Original.

Since 1921, Overhead Door™ Brand has not only raised the standards of excellence for the garage door industry – we've created them. We pioneered the first sectional garage door and the first electric garage door opener, setting the bar for innovation and quality. Today, with a network of over 400 trusted Distributors, we continue to lead the way with cutting-edge solutions and unmatched service. When you choose Overhead Door™ Brand, you're choosing over 100 years of expertise, legacy, and trust.

SOLD AND DISTRIBUTED BY:



The Genuine. The Original.



1-800-929-DOOR | [sales@overhaddoor.com](mailto:sales@overhaddoor.com) | [overhaddoor.com](http://overhaddoor.com)

2501 S. State Hwy. 121 Bus., Suite 200, Lewisville, TX 75067

©2024 Overhead Door Corporation. Overhead Door is a trademark and Thermacore and the Red Ribbon Logo are registered trademarks of Overhead Door Corporation. All other trademarks are the property of their rightful owners. Consistent with our policy of continuing product improvement, we reserve the right to change product specifications without notice or obligation. R900-1490 11/24